

L780-03AU

Infrared LED Lamp

L780-03AU is an AlGaAs LED mounted on a lead frame with a clear epoxy lens. On forward bias it emits a spectral band of radiation, which peaks at 780nm.

Features

- High Power Infrared LED
- Peak wavelength typ. 780 nm
- Very High radiant Intensity
- Emission angle $\pm 10^\circ$

Applications

- ETC LED Array
- Vein Image at medical field
- Industrial emitters



Safety Advices

Depending on the application, these devices which emit infrared light may exceed over Accessible Emission Limit and cause the damage to the human eye.

Keep the safety precautions given in IEC 60825-1 and IEC 625471 before using.

Absolute Maximum Ratings

Item	Symbol	Maximum Rated Value	Unit	Ambient Temperature
Power Dissipation	PD	190	mW	Ta=25°C
Forward Current	IF	100	mA	Ta=25°C
Pulse Forward Current	IFP	500	mA	Ta=25°C
Reverse Voltage	VR	5	V	Ta=25°C
Operating Temperature	TOPR	-30~ +85	°C	
Storage Temperature	TSTG	-40 ~ +100	°C	
Soldering Temperature	TSOL	265	°C	

‡Pulse Forward Current condition: Duty=1% and Pulse Width=10us.

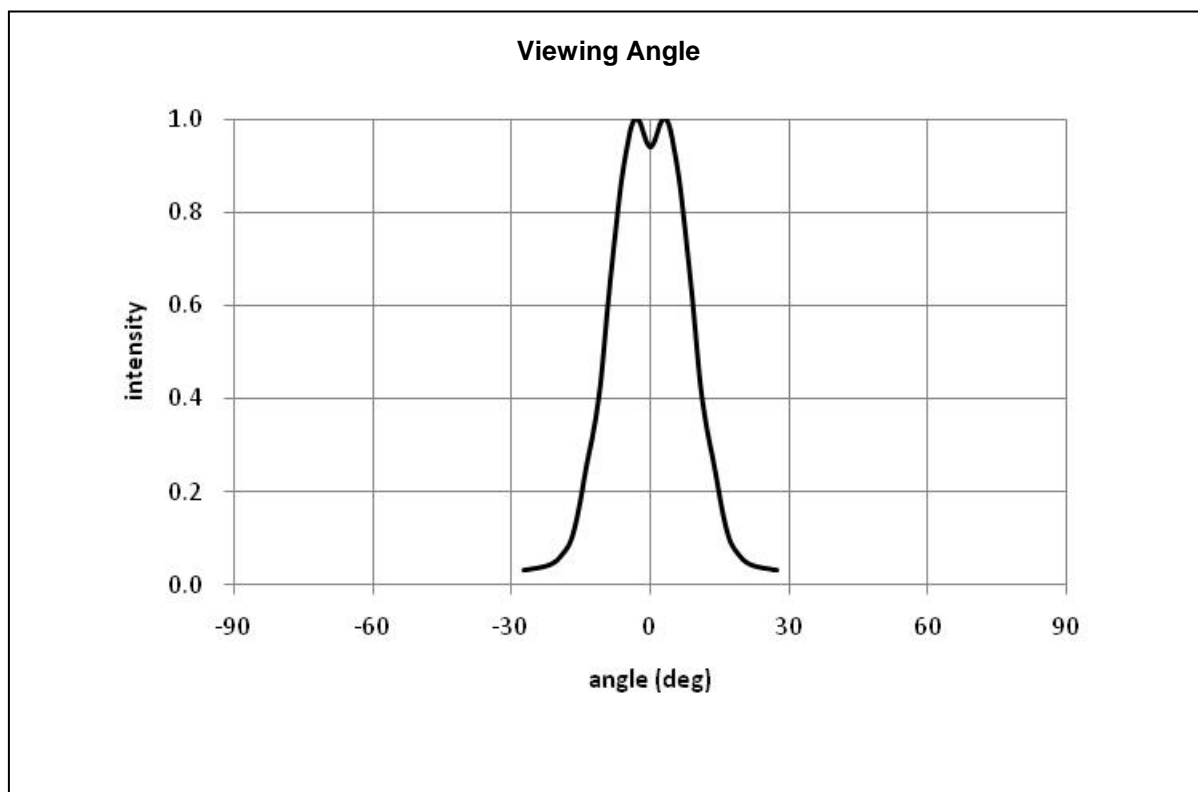
‡Soldering condition: Soldering condition must be completed within 3 seconds at 265°C

Electro-Optical Characteristics (Ta=25°C)

Item	Symbol	Condition	Minimum	Typical	Maximum	Unit
Forward Voltage	VF	IF=50mA		1.7	2.0	V
Reverse Current	IR	VR=5V			10	uA
Total Radiated Power	PO	IF=50mA	15	20		mW
Radiant Intensity	IE	IF=50mA		100		mW/sr
Peak Wavelength	λP	IF=50mA		780		nm
Half Width	$\Delta\lambda$	IF=50mA		30		nm
Viewing Half Angle	$\theta_{1/2}$	IF=50mA		± 10		deg.
Rise Time	tr	IF=50mA		50		ns
Fall Time	tr	IF=50mA		25		ns

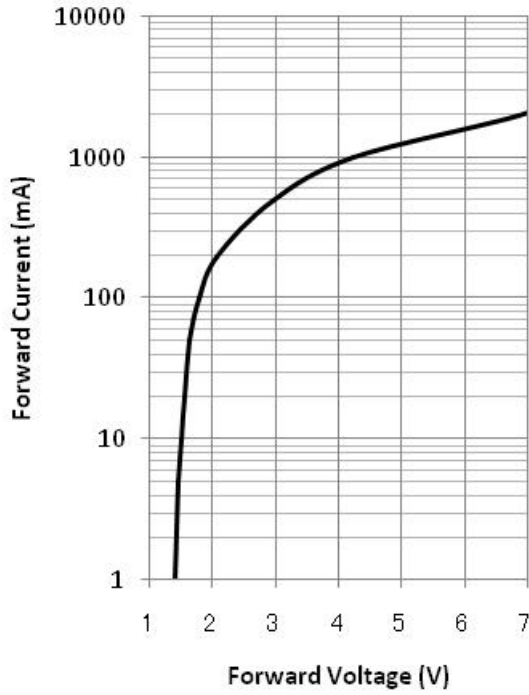
‡Total Radiated Power is measured by Photodyne #500.

‡Radiant Intensity is measured by Tektronix J-6512.



Forward current-Forward Voltage

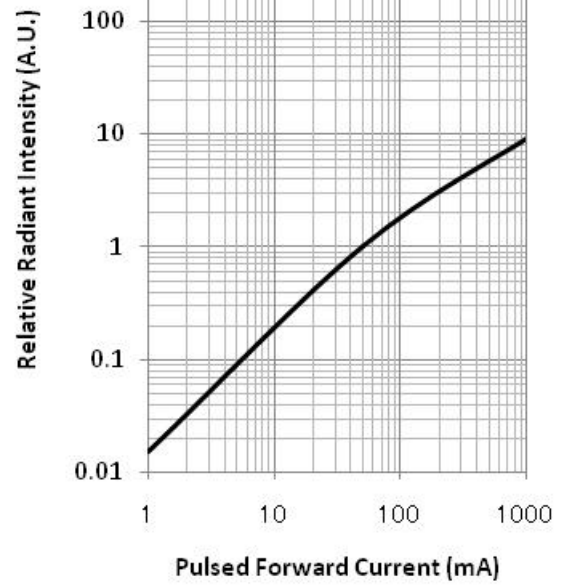
$T_a = 25^\circ\text{C}$, $t_w = 10\mu\text{s}$, Duty = 1%



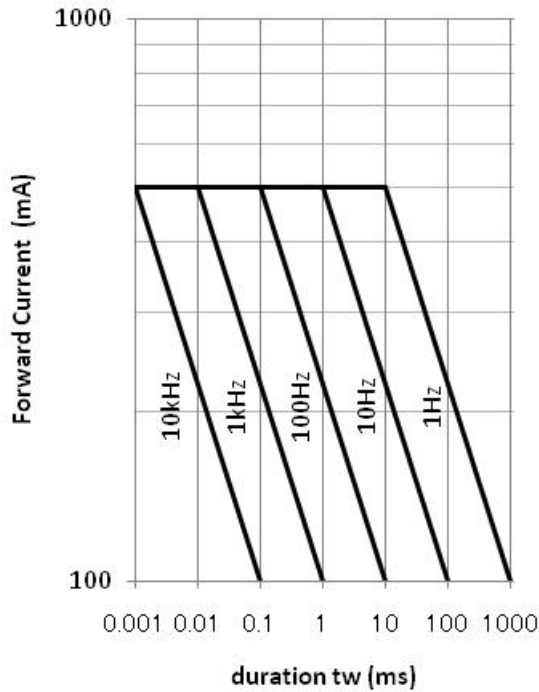
Relative Radiant Intensity - Pulsed Forward Current

$(T_a = 25^\circ\text{C}, t_w = 10\mu\text{s}, \text{Duty} = 1\%)$

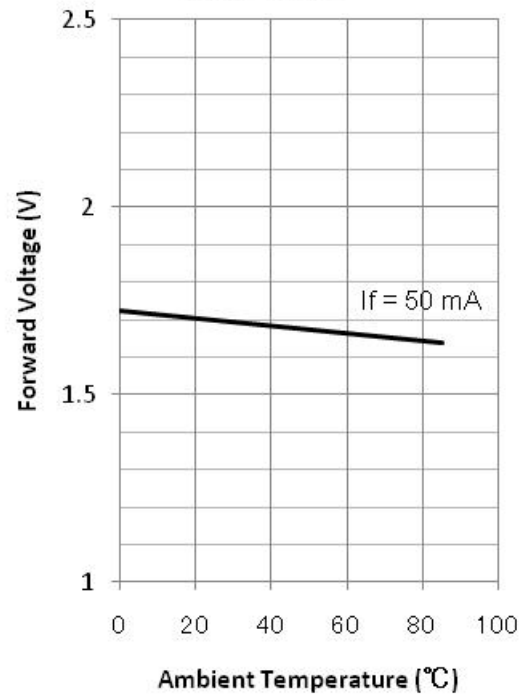
50mA standard

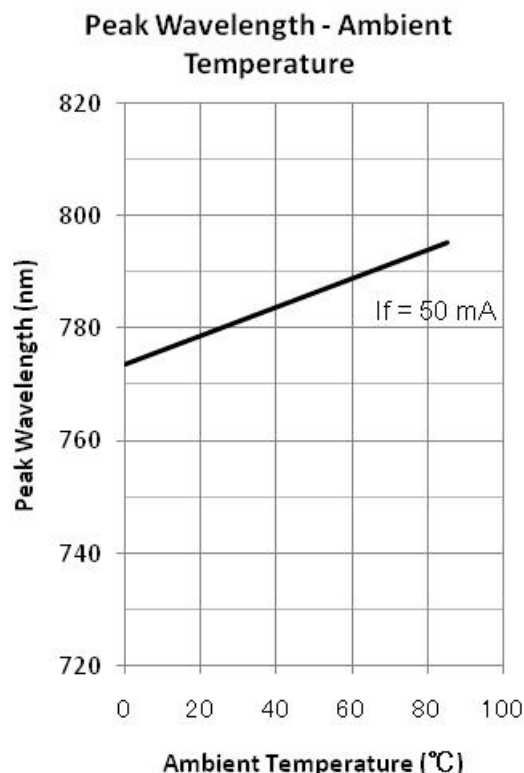
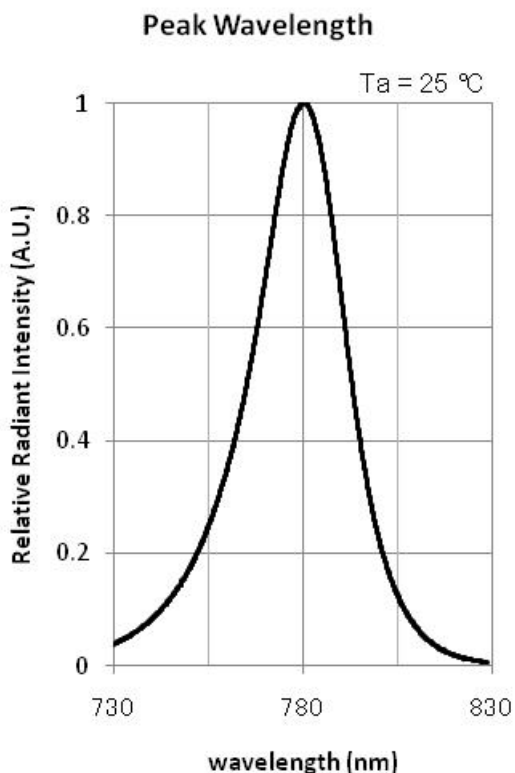
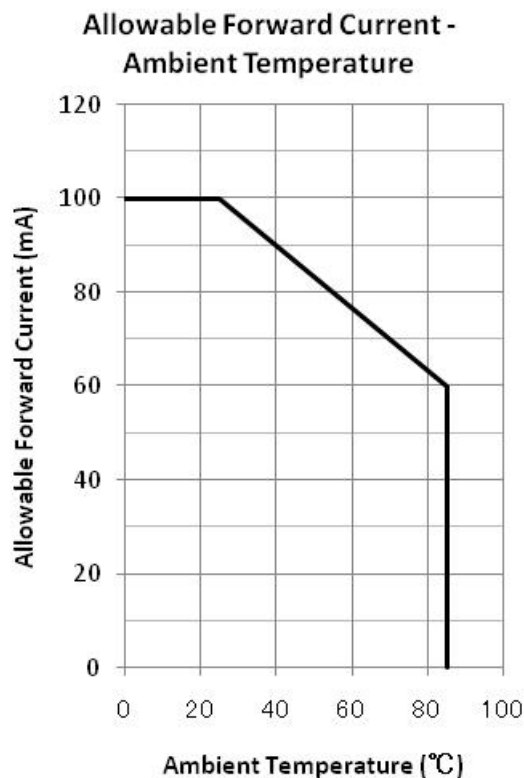
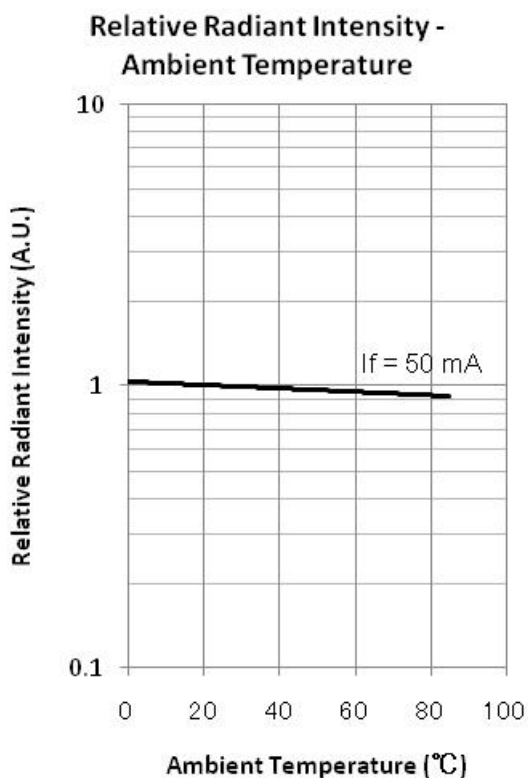


Forward Current - Pulse Duration

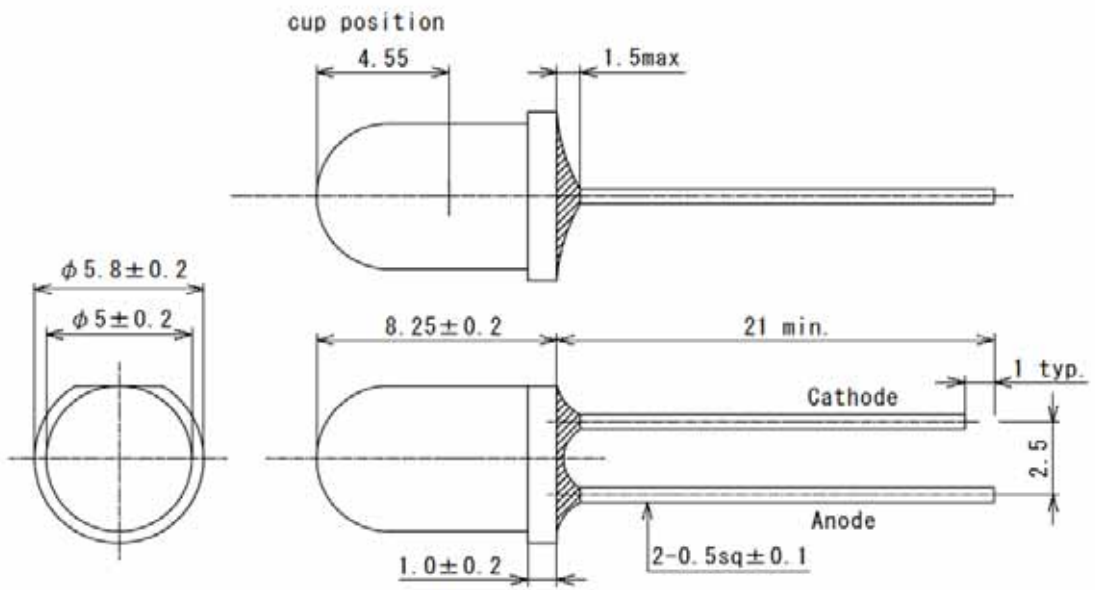


Forward Voltage - Ambient Temperature





Outer Dimension (Unit: mm)



Recommended Land Layout (unit: mm)

